



The ALL-STAR

GAZETTE

VOLUMN 33

JULY 2021

ISSUE 7

CALENDAR of EVENTS

JULY

- 5 Board meeting & newsletter deadline
- 12 Sit & Stitch
- 19 General meeting 10am: Pick-A-Card Challenge (Viewers' Choice Awards)
- 26 Sit & Stitch

AUGUST

- 2 Board meeting & newsletter deadline
- 9 Sit & Stitch
- 16 General meeting 10 am: "Speed Dating with 12 x 12s"
- 23 Sit & Stitch
- 30 Class: Purse with Ellen Cannon

SEPTEMBER

- 6 Board meeting & newsletter deadline
- 13 Sit & Stitch
- 20 General meeting 10 am: **AUCTION!!!**
A combined Education/ Program/ Ways & Means event! Brief business only
- 27 Sit & Stitch

OCTOBER

- 4 Board meeting & newsletter deadline
- 11 Sit & Stitch
- 18 General meeting 10 am:
Shop For & Build Your Stash with Susan Ache
- 25 TBA

IN THIS ISSUE:

CONTACT ALL STARS.....	p. 2
Minutes of the May Meeting.....	p. 2-3
Programs	p. 5
2021 "Pick A Card" Challenge.....	p. 5
Featured Quilter.....	p. 6
QUILTFEST.....	p. 7
2021RAFFLE Quilt.....	p. 8
Fall Retreat.....	p. 9
Marketplace.....	p. 10

Board Meeting 10 AM first Monday each month.
General meeting 10 AM third Monday each month
Classes set up at 9:30 and start at 10 AM unless stated otherwise, and go for various lengths of time.
Sit & Stitch gather at 9:30, meets 10 to noon
Hand stitching follows General meeting, bring a lunch.
Zentangles now on Zoom. Contact Marita Eng
See articles for more information

CONTACT ALL STARS

The All Star Quilters' Guild meets every Monday at

First Christian Church, 11924 San Jose Blvd., Jacksonville, Florida 32223

Mailing address: All Star Quilters Guild, P.O. Box 23772; Jacksonville FL 32241-3772

Website: <https://www.allstarquilters.org/>

Facebook page: [CLICK HERE](#)

Officers & Committee Chairs: [CLICK HERE](#)

Minutes of the June Meeting

June 21, 2021

The meeting was called to order by President Pat D'Elia at 10:00 a.m. Pat asked all those present to turn off their cell phones.

Thought for the day: "Working hard for something we don't care about is called stress: Working hard for something we love is called passion" by Simon Sinek.

Bea Mehl moved and Barbara Nichols seconded the approval of the Minutes from the May 19, 2021 meeting. Approved as published.

President Pat D'Elia.

The church gave notice to our guild, and presumably other groups that meet at the church also, that the church lights were left on and doors unlocked. This is a reminder that the a/c should be turned off when leaving, lights off, and doors locked.

The December meeting is moved to December 13. The December program will be a big deal, have a holiday theme, and Pat will have help from Stacy Wilson and Terri Chamberlain.

Jean Newton will take charge of the free table.

Vice President Linda Wilson

Dates for 2022 QuiltFest will be September 15 to 17; 2023 QuiltFest will be September 14 to 16. Everything for QuiltFest will be handled on line, including registration to have a quilt shown and volunteer sign-up.

Fall Retreat will be October 25 to 28 with Paula Hagan from Sew Modern Chicky Quilt store traveling to the retreat. We have 24 ladies registered with a limit of 36.

Corresponding Secretary/Elaine Brett

Thanked members who assisted with Spring Retreat.

The hand stitching group will follow the member meeting today.

Treasurer Ellen Ford

Balance is \$9,429.05.

2021 Challenge/Library Vicki Zoller.

Will have pop-up book sale starting August.

Community Service Mindy Ashby

She needs Christmas quilts for HartFelt to be delivered to them. Quilts are due on November 15.

Received donations this morning of \$290.

Education Kathi Thompson

August 30 will be a purse class.

Hubbard House C.J. Clark

CJ makes bags for Hubbard House residents. To date, she has made more than 7,000 bags. She needs toiletries if anyone travels this summer and can bring them back for the Hubbard House bags.

Continued next page...

June Minutes, continued...

Featured Quilter Donna Caldarise

This month's Featured Quilter is Patti Wallace.

Membership June Daniels and Susan Sharpe

All Stars has 142 members to date. Today, there are 101 members present with 1 renewal, 3 new members (Beth Sullivan, Evelyn Leddy, and Laura Marie Allen), and 10 guests (Debbie Conrad, Jody Sciallo, Jeannie Anguaoui, Lou Downey, Carol Galus, Brigitte Trail, Lynda Duncan, Susan James, Sandy Johnson, Lori Johnston, and Nikki Levinson.

Quilts of Valor Barbara Nichols

Barbara presented one Quilt of Valor during the last month. She has quilt labels for QOV with her if anyone needs some.

Sit and Stitch Sherry Verell

Sit and Stitches for the next month will be June 28, July 12 and 26.

Raffle Ticket Sales Karol Blomgren

More than 1,000 tickets have been sold.

Website Pris Roehm

Any e-mail blast that Pris sends out will contain the # of items contained within the email.

UFO's Mary Anne Dennis

UFO challenge is ongoing and invites all members to join.

Program by Sunnie Malesky

BOM or MOB

Show & Tell

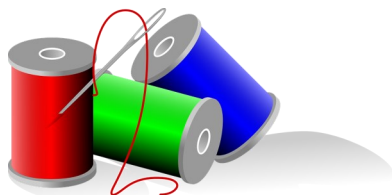
Members showed many lovely quilts.

The meeting was adjourned at 11:45 a.m.

Respectfully submitted ,

Linda Marsh

Recording Secretary



News From the Board

- ◆ The December "Holiday Extravaganza " general meeting has been moved up to December 13 so more members will be able to attend.
- ◆ **NEWSLETTER DEADLINES for AUGUST and SEPTEMBER are moved to NOON of Board meeting days (August 3 and September 7).** Please send your info sooner to be sure it will be included.
- ◆ A Nominating Committee will be named in August. Contact Pat if you would like to help. This committee is responsible for presenting a slate of officers for the annual election.
- ◆ Committee chair openings for next year will include Ways & Means and Community Service. If you would like to know more about these roles, now is a good time to find out.
- ◆ Road Trips may resume Nov. 5 for a show in Ocala.
- ◆ The guild is getting a Square and will be able to process credit card payments soon. Please be patient as we learn this procedure that will make all sorts of payments easier for you!
- ◆ The next Food Bank collection has been moved up to November 16.
- ◆ Please contact Kathi Thompson to help before and after the big Auction September 20.

Website

By Pris Roehm

When a Blast e-mail is sent to the Guild, All Star Quilters Guild will be in the Subject as well as the number of items in the e-mail. The items will be numbered in the e-mail.

The registration form for the Fall Retreat is now available on the Guild website

www.allstarquilters.org

(Click on the more Tab, choose **forms**, choose **Fall 2021 Retreat Registration**).

There is a link to the Florida Register. Click on the " more " tab and then on Links.

PROGRAMS

By Linda Wilson

Thanks to Sunnie Malesky for her informative and entertaining presentation at the June 21 Guild meeting - "BOM or MOB." I'm sure many of us wondered about the "MOB" portion of the presentation, and it was reassuring to find out that "MOB" means "My Only Block." So if you start a Block of the Month project and find that for some reason you don't want to make more blocks, you have a one-of-a-kind block that you can use in another project.

Upcoming programs:

July 19 Challenge reveal (Pick-A-Card) with Vicki Zoller

August 16 "Speed Dating with 12 x 12s" - the two 12 x 12 groups will share the small quilts they have been working on over the past year.

September 20 Auction with Bruce from Scrappy Rooster as auctioneer

October 18 Shopping for and building your stash presented by Susan Ache

November 22 "What's New?"

December 13 Holiday Extravaganza

I have received several suggestions from Guild members for programs, and I am always looking for ideas. Please contact me at:

kandsmom1959@gmail.com

or 904-903-0950 with your ideas.

Linda Wilson

December Meeting Date Changed to the 13th!

Be sure to mark your calendar so you don't miss the Holiday Extravaganza!

There will be lots of excitement, including the Christmas-theme raffle quilt drawing and (we are hoping!) return of refreshments!

Guild Challenge 2021:

PICK A CARD

By Vicki Zoller

This reveal has been a long time coming and I can't wait to see all the entries. Here are the details.

To all the entrants: Please bring your entries to me by 9:30 the day of the general meeting so that I have enough time to number them and get the display organized before the meeting starts.

Please do not display your name anywhere on your quilt. Be prepared to tell me what your card is so that I can display that info along with your quilt. You do not have to have the original card you drew. I'm guessing that after more than a year, the card may have disappeared into the depths of your sewing room.

To all Guild members and guests: When it is time for the program portion of the meeting, we will all gather in the outer room to look at the entries. Then we will vote for our favorite quilt by its number. Each person will vote for only one quilt. That is the hard part! Then while the votes are being counted, each person will show her quilt and give any information she wishes to as to inspiration, techniques, or anything else. Just be concise. Then the top three vote getters will each receive a \$30 gift card to Cinnamon's quilt shop.

It is always so much fun to see how different people interpret the theme of the Challenge. This time will be even more interesting since everyone's "theme" will be different, based on the chosen card.

So be there! Don't miss the big reveal!

Please bring your Challenge in early so Vicki has time to arrange everything!



PAT'S POST

By Pat D'elia

Greetings All Stars!

This month I'm doing a "State of the Guild " report.

We are six months into 2021 and our guild is flourishing. We have rebuilt after the long months of shutdown. You should all be very proud, as I am, of the accomplishments of this group. The dedication and cooperation has been outstanding.

First of all, we have an amazing board. Every single member is working and achieving their goals. The executive board is strong and cohesive. My job is made so much easier because of these people.

*We have had three great classes so far this year.

*The programs have been excellent, timely, and well received.

*We had a successful Spring Retreat and the Fall Retreat is already quite popular

*Community Service has had fantastic support from our membership. Donations so far: 114 quilts, 86 pillow cases, 7 wheel chair bags, 16 baby pads, and much food bank goods and monies.

*The newsletter is clear, concise, and informative.

*The website amazes me. Lots of information, pictures and forms.

*We have been building our treasury with Ways and Means projects to ensure we can continue to enjoy guild events and support our community.

*The guild finances are being handled efficiently.

*Sit and Stitch has had several special projects this year and is enjoyed by many.

*One hundred and forty one members and climbing! Wow, after the year we've had. Great membership book and updates.

*Publicity is working for us. We have had fantastic articles and responses to them. Facebook presence is increased.

*This year we have utilized technology so much more than in the past. Kudos to the equipment team.

* Our Quilts of Valor ladies are working well and reporting their efforts.

*The challenge "reveal" is upon us and has been much anticipated. Good luck to all.

*We have been getting to know each other better through the efforts of the Featured Quilter series.

*The guild continues to be encouraged to complete forgotten projects.

All in all, we're back in business. The future holds much more of the same. Keep it up. Continue to "shine". We are the All Stars, after all.

LIBRARY NEWS

By Vicki Zoller

The library will be on break this month because the space is needed for the Challenge.

The library will return in August with some new \$1 books for the pop-up sale and there may be a few new books added to the library collection. More on that next month.

EDUCATION

August 30: Sew a beautiful purse with Ellen Cannon

September 20 is an Education/ Program/ Ways & Means combo event: Our Big Auction with Bruce from Scrappy Rooster as auctioneer. Invite all your quilting friends...this is not a yard sale!!! More details to come!

November 8: DEMO DAY! Rulers Rule!

Contact Kathi Thompson with any questions.

FEATURED QUILTER

By Donna Caldarise

Betty Myers is our Featured Quilter this month. She is originally from Midlothian, Virginia, as a newlywed she lived in Augusta Georgia. She has been in the Jacksonville area for over 40 years. Betty has been quilting for about 40 years, she was taught by her neighbor,



Charleen Paret. Her first quilt was a large hand appliqued quilt adorned with hearts for her daughter. She was first a member of our guild back in the 1990s when we met at the Mandarin Library on Kori Road. Subsequently she joined the Coastal Guild. Betty has been back with All Stars since 2020. While she was a member of Coastal Guild she served on the Sunshine and UFO committees. As soon as she rejoined All Stars, Covid hit so she has yet to fully participate and looks forward to doing so. She enjoys Sit and Sews and feels there are so many opportunities here at All Stars.

Betty enjoys all sorts of quilting and fabric! One of her quilts won 3rd place at Quiltfest! Betty has made a T-shirt quilt for her son's high school graduation and is now working on one for her granddaughter's graduation!

Betty enjoys jogging 2 -3 miles, two or three times a week. WOW! She loves to read, write, watching football and golf.

She has been married for 51 years to her husband Richard Myers, MD. They have two children and two grandchildren who live in Jacksonville. And what don't we know about Betty? She was a cheerleader and editor of her high school newspaper!

PS. Hey Ladies just a friendly reminder, please check your spam folders on your email accounts. I have a feeling my requests for participation as Featured Quilter may be going to members spam folders. If you have a request out there and would like to participate please disregard the due date and email me! Thank You!

MEMBERSHIP

By Susan Sharpe

Effective June 21, 2021, we have 141 members who have renewed their membership or joined for the new year. High priority is placed on accuracy of our membership list for 2021. Check your information please in the directory or directory updates.

There were 87 members present at the June meeting, with an additional twelve guests. One of the guests joined the guild, along with two new members and one renewal. Welcome to all.

We will update the directory with additions/deletions/corrections on a quarterly basis, as necessary. You will receive the updates via guild "Blasts", (look for one for April-June) so you can easily print the page(s) and add them to your directory.

Thank you. Co-Chairs:

Susan Sharpe

June Daniels

JUNE SHOW & TELL

2 charity quilts. Kathi Thompson

Scarlet Serenade ...Mabel Holiman

Attic Windows Snowflake....Ramey Manning

Cheetah & Prismatic Star & Suede bag...Gloria Hart

Apple Core...Carol Gilliland

Table topper....Valerie Lanham

Dog & car mats. Rag quilt, baby quilt ...Mary Anne Dennis

Unicorn & Lords Prayer...Leslie Moeller

Tea Time, Christmas ornament,& Runner...
Cyndie Campbell

Quilt of Valor...Linda Crider

Flag Hocus Focus...Sharon Walser

Sea Horses...Delia Bright, Patty Wallace & Sharon Tomore

COMMUNITY SERVICE

By Mindy Ashby

Thank you for the awesome participation in our Mandarin Food Drive. The gentlemen unloading my car said our All Stars Guild has been so good to them through the years. The total amount donated to the Mandarin Food Bank was \$290 cash with food items a total of \$640. During the guild meeting 27 quilts, and 9 pillowcases were turned in to community service.

A reminder to please attach labels to your quilts, A suggestion is: "Made Especially For You By All Star Quilters Guild 2021". Either sew on or iron on is acceptable.

Thank you, Mindy Ashby

Our Charity Quilt Sizes

Quilts should be completed and have a label. Batting is available. Community Service has lots of fabric available, too, including yardage for backs.

Community Hospice of NE Florida PedsCare: from baby size (36" x 45") up to twin (65" x 86")

daniel: lap (48" x 60") to twin (65" x 86) for children & teens

Safe Harbor: Twin (65" x 86") for teenage boys

HartFelt Ministries: Wheelchair/ lap size (36" x 45") for seniors

Quilts of Valor: 60" x 72" for veteran

FREEBIE Table Returns

The popular Freebie Table is back in action!

If you have treasures that need new homes:

- ◆ Items must be quilting/ sewing related
- ◆ Please remember to take any unclaimed items back home with you
- ◆ More valuable items can be listed in the MarketPlace (p. 10) if you don't want to give something away, but it still has to go!

QUILTFEST

By Linda Wilson

At the June 15, 2021, QuiltFest Board meeting the following dates were confirmed for the 2022 and 2023 shows:

2022

9/3/22 Take-in of quilts for show

9/6-9/9/22 Judging

9/15-17/22 QuiltFest

2023

9/14-16/23 QuiltFest

Other show-related dates have not yet been set.

The shows will be held at the Prime.

The board also is addressing the following issues:

- The size of the show
- Possible downsizing for the show - less floor space, fewer entries
- Possible expansion of the show to include other fabric arts, e.g., tapestry, embroidery, lace making, dolls, weaving, etc.
- Presentation about QuiltFest to the seven sister guilds. The presentation to the guilds was in the planning stages when Covid changed everyone's plans. No dates have been set for the presentations to the Guilds.

The next QuiltFest board meeting is scheduled for Tuesday, July 20.



HISTORIAN

By Sandy Onsager

Excerpt from a newsletter article in 1994 :

Arpilleras is a form of applique made by Chilean women. Prior to the transition to democracy, starting in the 1980's, one of the few political statements allowed for women was through their applique "quilts". Poverty was a painful legacy for millions of families. There is now democracy however many women are still making and selling the arpilleras (made from recycled cloth) to help support their families.

Further info from the William Benton Museum of Art:

It's clear that the arpilleristas of Chile ultimately learned the delights of creating art. As these oppressed women turned to sewing for solace and income, they grew more self-confident, thoughtful, and independent, and learned of the pleasure to be found in color, texture, shape and form. By telling their painful stories fearlessly and truthfully, they became citizens of a world larger than anything they or their mothers had ever known. It is no wonder that their arpilleras have been called "the revolutionary banners of modern Chile."

UFO CHALLENGE

By Mary Anne Dennis

Well we've made it half way through the year and 27 UFO's have been completed. Ladies you're doing great! Can we double that before the end of the year?

Sherry Verrell completed her burnt batik quilt of squares and rectangles she started back in 2017.

Trish Egbert is picking up steam, she showed us 2 quilts started from almost 10 years ago: the Chinese Coins she renamed "Egg Money" and her Smokey Mt. Country Stars, a kit she bought on sale.

And I finished my rag quilt I started in 2019 that progressed into a picturesque 'lighthouse' quilt.



"LANAI" is our beautiful 2021 Raffle Quilt!
The drawing is July 19!

RAFFLE QUILT

By Karol Blomgren

RAFFLE TICKETS - LAST CHANCE!!!

You have done a great job on ticket sales and we are over \$1200.00! Now it's s time for the drawing to see who gets to take home this beautiful quilt!

By the July general meeting, all outstanding tickets should be turned in. You will have the opportunity to purchase those last minute tickets before the meeting. Who knows, the winning ticket may even be purchased that morning! Sales will stop as soon as the meeting is called to order, so get there early!

The beautiful Christmas theme raffle quilt is almost complete...tickets coming soon, drawing at the December 13 meeting!

COMMUNITY SERVICE QUILTERS LIST

To be sure your quilt is finished and ready to be donated before turning it in, here is a list of members that have volunteered to help our guild complete their quilts for Community Service.

Please make any arrangements necessary between you and the quilter.

1. Susan Sharpe (less than 72" on any side) cell (703) 405-3937
2. Delia Bright home (904) 305-0406
3. Pat D'Elia cell (904) 742-83594..
4. Mindy Ashby (less than 72" on any side) cell (904) 699-9925
5. Sharon Buquo cell (904) 928-9300
6. Bea Mehl cell (904) 424-7982
7. Sharon Tomore (904) 635-9210

We also have a list of members for hire to do personal quilting listed in the newsletter and

*"When sewing a quilt row by row
And the borders are done nice and slow,
I wonder just why
The bobbin will die
When I've only 5 inches to go?"*



© Dennis Cox * www.ClipartOf.com/6149



Fall Retreat – “Sew Spooky”

By Linda Wilson

Fall Retreat

Registration for the Fall Retreat (“Sew Spooky”) began at the June 21 Guild meeting, and 26 guild members registered to attend.

There are ten spaces remaining.

If you were not at the June 21 meeting, you can register at the July 19 Guild meeting.

The [registration form](#) has been added to the guild website (www.allstarquilters.org). You can print the form and bring it to the meeting along with your deposit or payment in full. Registration forms also will be available at the Guild meeting.

- Dates for Retreat: Monday, October 25 (10 AM) to Friday, October 29 (by 10 AM)
- ◆ Cost: \$270 with a \$50 nonrefundable deposit (unless Retreat is canceled by the Retreat at Silver Springs or by the Guild).
- ◆ The deadline for the final payment is October 4, 2021.
- There are ten available spaces remaining. Once all spaces are filled, a waiting list will be started.

More details about Retreat will be available in a few weeks.

The MARKETPLACE

All Stars may list 1—3 items For Sale, Trade, Free or Looking For. A guild member may list an item for a friend but the member must be the contact person. Please be sure to state a price, even OBO (Or Best Offer), description of the items, and how to contact you. All arrangements will be made between the buyer/seller. The Guild and Gazette have no responsibility for any transaction.

Please submit your classified-style ad in a regular email.


SCRAP STRIPS = COILED BASKET!

4 - 100 ft lengths of clothesline (brand new) used for basket making, etc. \$3.00 each or all 4 for \$10.00.

Mary Anne Dennis 705-5194

YOUR FREE AD HERE!

You know you have stuff...and maybe it is too much for the Freebie Table...but you can list it here! For free (All Stars only)!



New Product Review: FABRIC FUSE

By Linda Marsh

I sent Mindy an email and told her about a new product I just used putting a quilt sandwich together. She suggested this for the newsletter. I know Mindy also FMQs on a sit down machine like I do and that's why I wrote to her.

I picked up this product at Walmart a few weeks ago and am pretty sure it was less than \$10 on the aisle with quilt sprays, etc. I used it last night on a quilt sandwich for Hartfelt, and then let the quilt rest over night. I always begin sewing the sandwich together with utility stitching in the middle of the quilt working my way out to the sides. I then take it off my machine and check the sandwich to see if there's any part that has shifted or dimpled and needs to be fixed. There usually is something I have to correct at this point. Using FabricFuse, I did not have any of those issues.

When using the product, I put the glue on the fabric, not the batting. I added glue to the quilt top drawing a thin glue line about every 5" to 6" across the width of the quilt. When that side was finished, I flipped the quilt over and did the same to the backing. I have almost finished with the utility stitching, and still nothing has shifted.

Patsy Barr Moves to Texas

This is an e-mail from Patsy Barr:

" Pat, I apologize profusely to you all. Our older son, the Army doctor, is retiring after 25 years, and requested that we move back to Texas to be near him and his family. After much prayer and thought, we decided to honor his request. I leave Saturday to fly to the Houston area to close on the house we have bought in the gated community where he and his wife bought theirs. We have been so busy with home purchase, and packing ours and getting it ready to sell, that I have dropped out of quilt guild activities. I cannot thank you enough for all the learning I have done and the enjoyment I have had by being a member of All Stars. The friendships I made were very special to me. All the blessings in the world to you all. Patsy Barr"

JULY BOM

Mother's Dream

12" finished

A) Corner triangles: Cut 2 — 4" squares, then cut once on the diagonal to get 4 triangles. They are very slightly larger so you can trim.

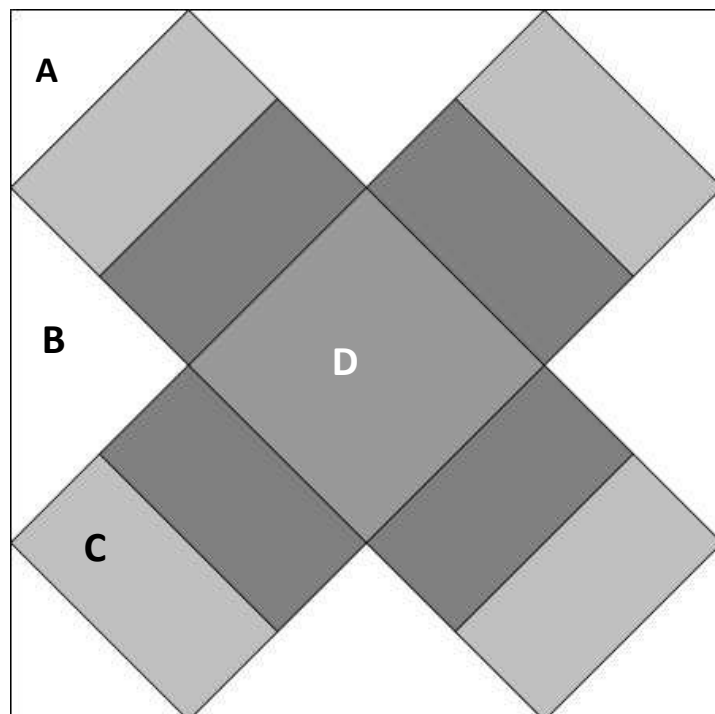
B) Side triangles: Cut one square 7 1/4", then cut in an X to get 4 triangles.

C) Two-fabric squares: Cut 4—2 5/8" x 4 3/4" rectangles from 1 fabric

AND Cut 4—2 5/8" x 4 3/4" rectangles from another fabric

OR you could make them as strip sets from two strips 2 5/8" x about 20" long

D) Center square: Cut 1—4 3/4" square



Sew two different C rectangles together to make 4 C/C units that are 4 3/4" squares.

Sew an A corner triangle to one side of each C/C unit.

Sew an A/C unit to two opposite sides of the D center square.

Sew a B triangle to two opposite sides of the A/C unit, matching them at the corner (right angle)

Complete the block.

Does this seem familiar?

Yes! Our BOM is all based on the Square in a Square family of patterns, so many of the measurements and construction steps are the same. But all the blocks are actually different.

Sometimes people give the patterns different names when they are just made with different placement of values. That is one reason many quilt blocks have several names!